

General Data

Model:	COMPATTA 2 M/G
Code:	2000006
Series:	Compatta
Weight [Kg]	15.50
Submersible pump for sewage with suspended solids	

Hydraulic

Impeller Type:	Vortex Impeller
Delivery DN [mm]:	G 1"1/2
Input DN [mm]:	40
Free Passage [mm]:	35
Impeller Ø [mm]:	96
Max Pump Efficiency [%]:	24.20
Global Efficiency [%]:	21.15
Head [m]:	5.74
Flow [m³/h]:	7.20

Tolerance according to ISO 9906:2012 3B2

Features

Upper Meccanical seal:	Lips seal
Lower Meccanical Seal:	Silicon Carbide/Ceramic/Viton
Upper Bearing:	Single raw ball bearing
Lower Bearing:	Single raw ball bearing
IP Protection:	IP68
Motor protection:	present
Humidity sensor:	not present
ATEX:	not present
Applied Paint:	Two component water-based paint
Cable Length [m]:	10
Lubricating Oil:	-
Oil Quantity [Kg]:	

Materials

Pump:	Cast Iron EN 1561 EN-GJL-200
Impeller:	Cast iron EN 1561 EN-GJL-200
Motor shaft:	Stainless steel AISI 420
Cooling Jacket:	Not available
Screw:	Stainless steel A2-70
Cable:	H07RN8F

Pumped Liquid

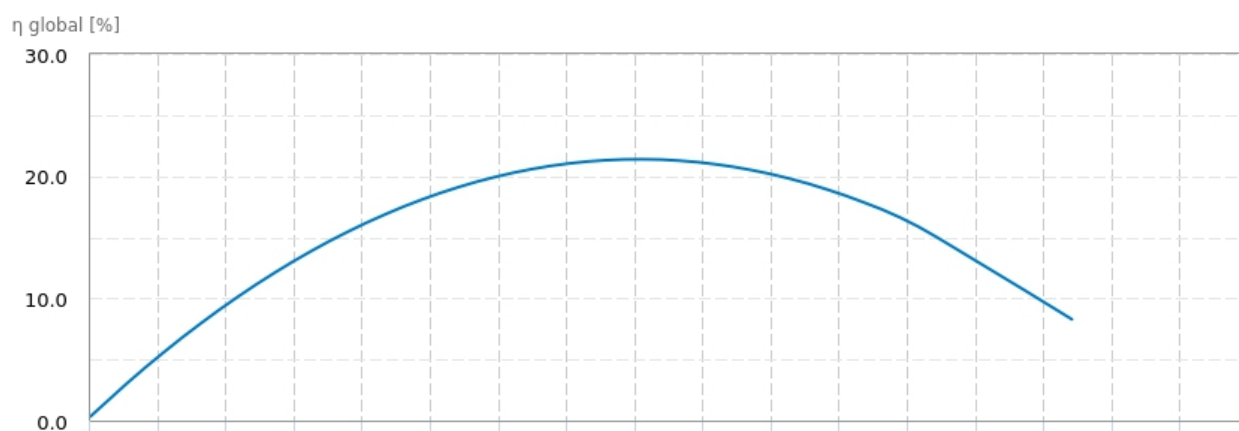
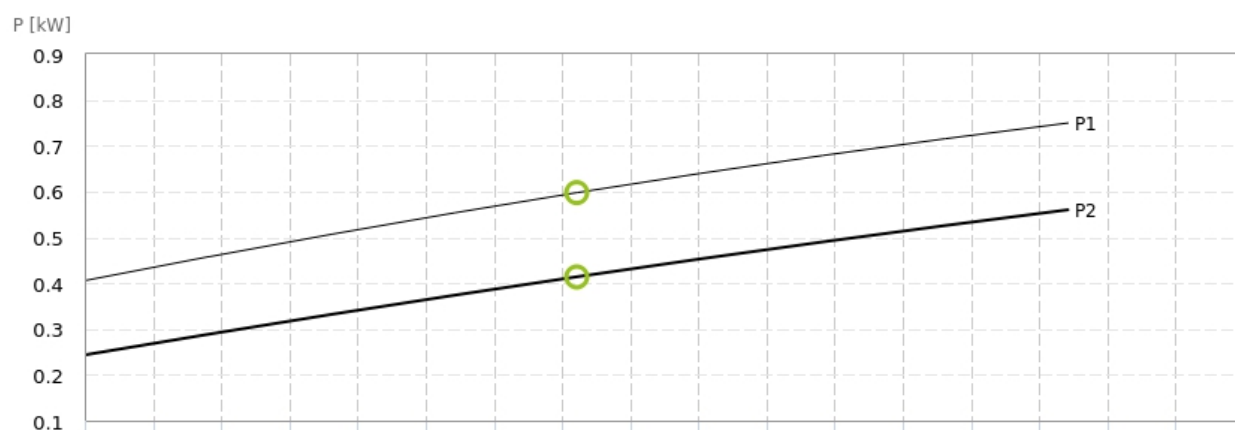
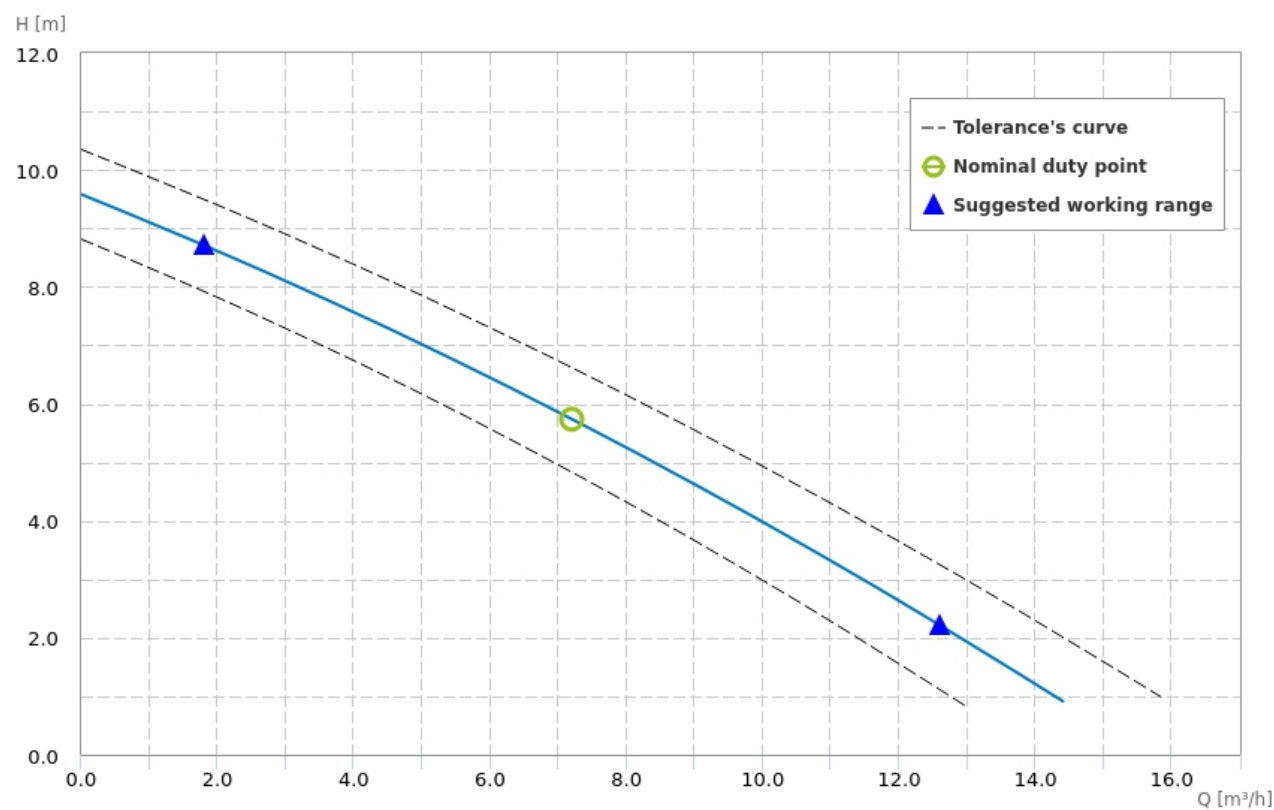
Pumped Liquid:	Sewage
Density [Kg/dm³]:	1.1
pH:	6-10
Temperature Range:	0-40°C

Installation

Maximum depth of immersion [m]:	20
Cooling Type:	The cooling of the motor is ensured by the surrounding liquid
Installation:	Vertical/Horizontal
Floating on board machine:	present

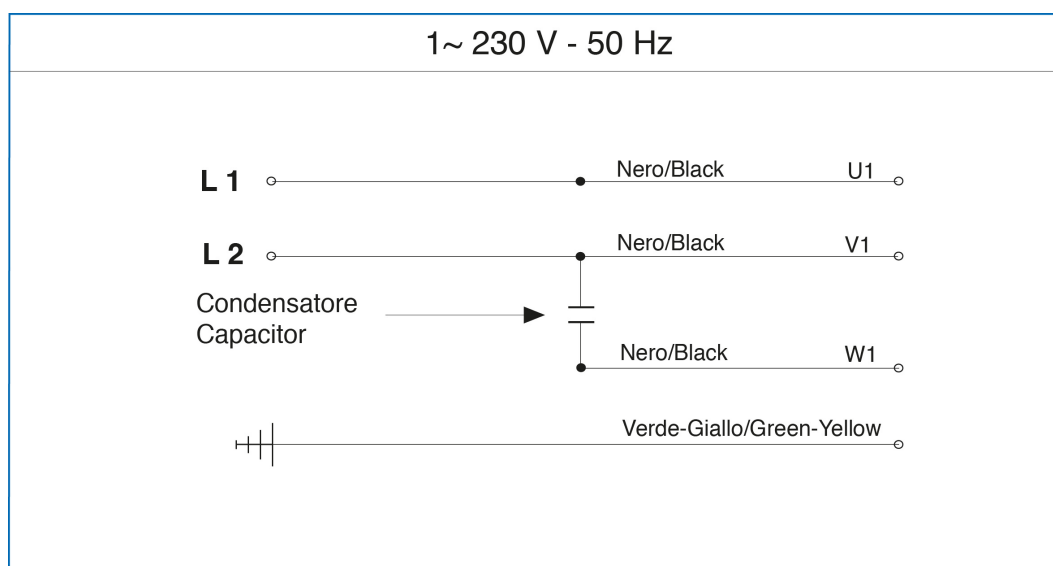


Attention: pictures for illustrative purposes



Motor

Motor code:	3520100410
Power P1 [kW]:	0.75
Power P2 [kW]:	0.56
Phases:	1
Frequency [Hz]:	50
Tension [V]:	230
Nominal current [A]:	3.6
Starting current [%]:	227.0
Power Factor:	0.92
R.P.M.:	2850
Starting:	D.O.L
Capacitor [μ F]:	16.0
Insulation Class:	F 155°C
Service type:	S2
Max Efficiency [%]:	87.40
Max Efficiency at full load [%]:	84.9
Efficiency at $\frac{3}{4}$ load [%]:	87.0
Efficiency at $\frac{1}{2}$ load [%]:	86.3
Efficiency class:	-

Wiring diagrams

Dimensions drawing

